

CXL 2-3

3 dBd Colinear Antenna for the Base Station and Maritime VHF Band

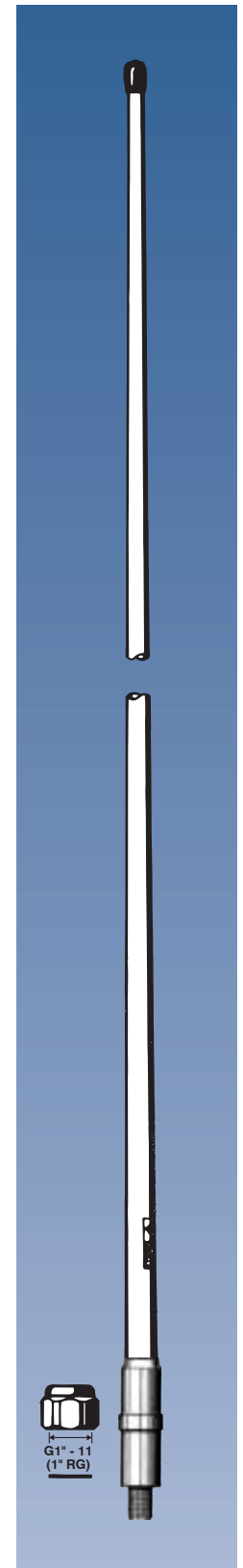
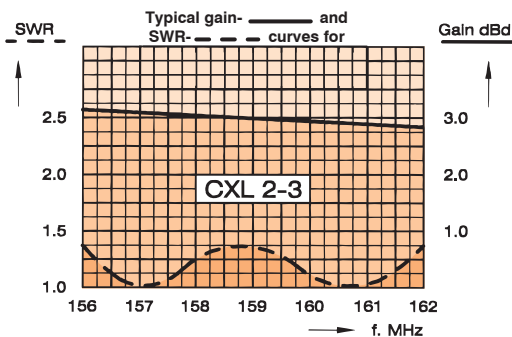


DESCRIPTION:

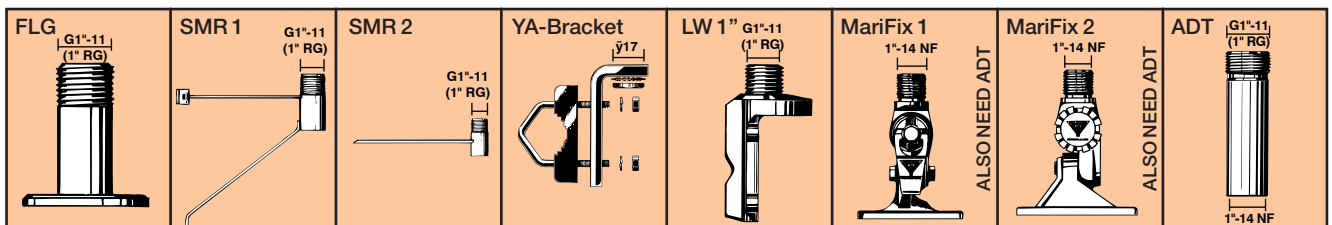
- ★ This antenna is especially developed for the base station and maritime VHF band and it is used when more gain is required than obtainable with standard $1/2 \lambda$ dipoles.
- ★ The 1" revolving nut mounting system is standard throughout the maritime sector, and several different mounting brackets are available, making it possible to install the antenna either on the masthead, side mounted on the mast or mounted on the cross-beam. Also, the antenna can be mounted on deck or rooftop by means of the FLG. (See accessories).
- ★ The higher the antenna is mounted, the better coverage. Avoid mounting the antenna parallel with or in the neighbourhood of other metal parts, such as masts, supporting wires etc. The antenna needs no ground-plane, radials nor other auxiliary arrangements.
- ★ CXL 2-3 is broad-banded, having a good SWR on the RX-frequencies as well as on the TX-frequencies. All metal parts are at ground potential and consequently, the antenna shows a DC-short across the coaxial cable.
- ★ A conical glassfiber tube completely encloses the carefully designed radiating element to ensure long dependable service in all climates.

SPECIFICATIONS:

ELECTRICAL	
MODEL	CXL 2-3
ANTENNA TYPE	Omnidirectional coaxial colinear
FREQUENCY	156-162 MHz
IMPEDANCE	Nom. 50 Ω
POLARISATION	Vertical
GAIN	5 dBi 3 dBd
BAND WIDTH	6 MHz
SWR	< 1.5
MAX. POWER	150 watts
MECHANICAL	
TEMP. RANGE	-30° C → +70° C
CONNECTOR	UHF-female
WIND SURFACE	0.0527 m ²
WIND LOAD	67 N @ 160 km/h
COLOUR	Marine white
MATERIALS	Shroud: Polyurethane coated glassfiber Mounting bracket: Chromed brass
TOTAL HEIGHT	Approx. 2.60 m
DIA. IN TOP END	15 mm
DIA. IN BOTTOM END	23 mm
WEIGHT	Approx. 1 kg
MOUNTING	On 1" RG (G1"-11) threaded water pipe or on optional mounting brackets (see below)



ACCESSORIES: (to be ordered separately)



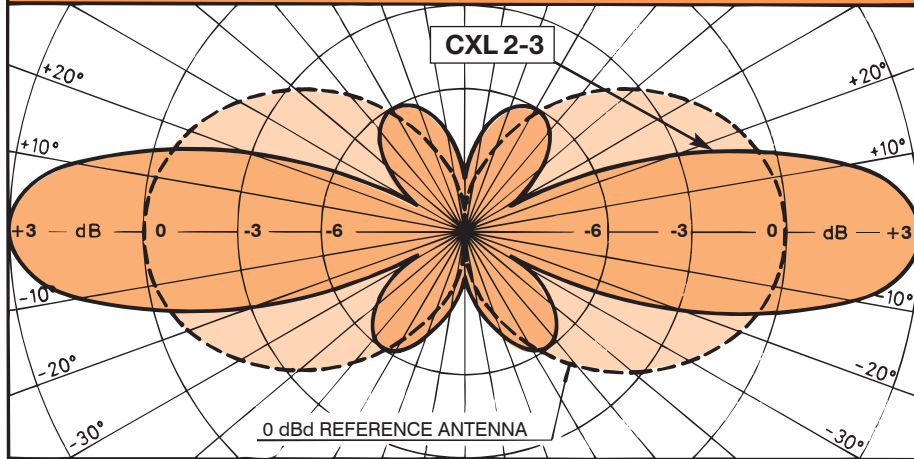
PROCOM A/S reserve the right to amend specifications without prior notice.

CXL 2-3

3 dBd Colinear Antenna for the Base Station and Maritime VHF Band



TYPICAL RADIATION PATTERN (E-PLANE)



TYPICAL RADIATION PATTERN (H-PLANE)

